

UNINET® DTF™

Comparison of the different UNINET Maintenance

Solutions Cleaning | Xtreme Cleaning | Capping | Maintenance | De-Plasticizing

KEEP OUT OF REACH OF CHILDREN. DO NOT INGEST. AVOID SKIN CONTACT.

If ingested, medical attention may be needed. Store out of direct sunlight between 64° - 77°F (18° - 25°C)

CLEANING SOLUTION

For flushing of printheads

PRINthead CLEANING SOLUTION: To be used for flushing of the print head, either manually with a syringe and tubing (flushing the printheads), or for printers that are cartridge based. This solution helps resolve minor clogs. Flush your print-heads with this solution (if your system is damper/CIS based), or fill it into "cleaning cartridges" and run up to 3 cleaning cycles with those cartridges (if your system is cartridge based). Do not use for wet capping.

XTREME CLEANING SOLUTION

For flushing of ink tubing, or to unclog stubborn clogs in printheads

XTREME CLEANING SOLUTION: For flushing continuous ink tubing (such as when you want to change ink types), or helps to resolve stubborn/extreme clogs in printheads. For printhead cleaning, this XTREME cleaning solution is a last resort option. First try the regular cleaning solution for printheads, as this XTREME solution is a stronger formula. Flush your print-heads with this solution (if your system is damper/CIS based), or fill it into "cleaning cartridges" and run up to 3 cleaning cycles with those cartridges (if your system is cartridge based). Do not use for wet capping.

CAPPING SOLUTION

For printhead wet capping

CAPPING SOLUTION: For printhead wet capping and to help prevent clogs. This is to be used only for saturating the printhead resting cap on the capping station at the end of the business day, and not intended to be used as a cleaning solution for the printhead cleaning or unclogging solution (use the Cleaning Solution or Xtreme Cleaning Solution to help resolve clogs or for cleaning purposes). For long-term maintenance (such as when you're going on vacation), use the Maintenance Solution instead.

MAINTENANCE SOLUTION

For printhead maintenance (Vacation Mode)

MAINTENANCE SOLUTION: For printhead maintenance (Vacation Mode). Helps preserve them in their current state for up to 30 days. Recommended for use when you are planning switch to "Vacation Mode", essentially if you are planning on leaving your printer idle for a few days, up to 30 days. Utilizing this maintenance solution in the recommended manner should preserve your printhead such that when you come back from vacation, the printhead condition/quality will be about the same as when you had left it.

NOTE: This maintenance solution does not CLEAN your printhead, nor does it revive damaged printheads. It is a maintenance liquid - that keeps your printheads lubricated and preserve them in the condition that they are already in. Before using this maintenance liquid you should ensure that your printheads are working properly with no clogs or gaps on nozzle tests. If your printheads are not clean and in good working condition, you need to clean them and get them into good working condition before using this maintenance liquid. The recommended amount of maintenance solution to be used is 1-2 ml per ink chamber (for damper based printing systems, such that for a printer with 6 channels, you can expect to get 10-20 full maintenance uses out of this 100ml solution), or you can fill this solution into maintenance cartridges (for cartridge based printing systems). **NOTE:** This maintenance solution does NOT clean or unclog your printhead (use the Cleaning Solution or Xtreme Cleaning Solution for those purposes).

DE-PLASTICIZING SOLUTION

For removing hardened or plasticized ink
from around the printhead or capping station







DE-PLASTICIZING SOLUTION: For the cleaning of solidified ink around the printhead, or on the wiper blade. Apply with cleaning swabs to ink that has solidified around your printhead, capping station, or on the wiper blade. **DO NOT** insert this solution into the capping station or into your printhead channels.

LAST CHANCE CLEANING SOLUTION

Try this before you throw away your printhead!

LAST CHANCE SOLUTION: When everything else fails, use this solution as a LAST CHANCE effort to help unclog the most stubborn of print head clogs! While there is no guarantee that an "uncloggable" clog can be undone, if you're down to the wire and feel like you need to replace your printhead, give this solution a chance - the LAST CHANCE solution has saved countless printheads that were declared "dead". This solution is for use in attempting to resolve clogs in printheads that are considered "dead" or un-revivable due to the most extreme of clogs, or to flush inks from tubing that are also extremely clogged. **DO NOT USE** for wet capping. **DO NOT LEAVE** in the printhead (run a cleaning with regular cleaning solution after use).

NOTE: Use of this solution needs to be complimented with a printhead cleaning / flush utilizing the regular cleaning solution AFTER use of the LAST RESORT solution. That is because while this LAST CHANCE cleaning solution can unclog extremely challenging clogs, it should not remain in the printheads as it should not mix with your inks. Once you have resolved your clog with the LAST CHANCE cleaning solution, you need to run an extra cleaning/flush with the regular cleaning solution before inserting inks back into the printer.

UNINET DTF™	WHAT IT DOES			HOW/WHEN TO USE IT			
	HELPS RESOLVE CLOGS	HELPS PREVENT CLOGS	HELPS DISSOLVE DRIED INK	FLUSH PRINTHEAD OR TUBES	WET CAPPING	SHORT-TERM MAINTENANCE (DAILY USE)	LONG-TERM MAINTENANCE (VACATION MODE)
 CLEANING SOLUTION	✓	✗	✗	✓	✗	✗	✗
DO NOT USE FOR WET CAPPING OR MAINTENANCE.							
 XTREME CLEANING SOLUTION	✓	✗	✗	✓	✗	✗	✗
DO NOT USE FOR WET CAPPING OR MAINTENANCE.							
 LAST CHANCE SOLUTION	✓	✗	✗	✓	✗	✗	✗
DO NOT USE FOR WET CAPPING. DO NOT LEAVE IN THE PRINTHEAD (RUN CLEANING SOLUTION THROUGH YOUR PRINTHEAD AFTER USE).							
 CAPPING SOLUTION	✗	✓	✗	✗	✓	✓	✗
DO NOT USE FOR CLEANING. BEFORE USING, ENSURE THAT YOUR PRINTHEADS HAVE NO CLOGS.							
 MAINTENANCE SOLUTION	✗	✓	✗	✗	✗	✗	✓
DO NOT USE FOR CLEANING. BEFORE USING, ENSURE THAT YOUR PRINTHEADS HAVE NO CLOGS.							
 DE-PLASTICIZING SOLUTION	✗	✗	✓	✗	✗	✗	✗
DO NOT INSERT THIS SOLUTION INTO THE CAPPING STATION OR INTO YOUR PRINTHEAD CHANNELS. APPLY WITH CLEANING SWABS TO INK THAT HAS SOLIDIFIED AROUND YOUR PRINTHEAD, CAPPING STATION, OR ON THE WIPER BLADE.							